

28th July 2023

QUARTERLY REPORT

For the period ending 30 June 2023

Metal Hawk Limited (**ASX: MHK**, “Metal Hawk” or “The Company”) is pleased to report on its quarterly activities for the period ending 30 June 2023.

HIGHLIGHTS

EXPLORATION ACTIVITIES

FRASER SOUTH PROJECT

- Maiden aircore (AC) drilling program intersected thick high grade rare earth elements (REEs) at the Bozwood prospect. Highlights included:
 - **26m @ 1526ppm** total rare earth oxides (**TREO**)
 - **from 16m to EOH**, including **8m @ 3101ppm** TREO from 32m (FSAC016)
 - **13m @ 1202ppm** TREO from 36m, including **5m @ 2298ppm** TREO from 44m (FSAC015)

BEREHAVEN PROJECT

- Assays returned from reverse circulation (RC) drilling identified a new zone of gold mineralisation north of Commodore. **BVNC065** intersected a thick zone of gold mineralisation which included:
 - 8m @ 0.96g/t Au from 74m
 - 2m @ 1.31g/t Au from 88m
 - 4m @ 1.69g/t Au from 96m

CORPORATE

- During the quarter the Company purchased IGO Limited’s 51% Joint Venture Interest in the Fraser South, Kanowna East and Emu Lake Projects in Western Australia.
- In June the Company signed a binding term sheet with Raptor Resources Limited to sell the Emu Lake project for 2 million shares (valued at \$400,000) payable upon Raptor’s successful ASX listing.
- Subsequent to the end of the June quarter the Company announced the acquisition of the Yarmany Nickel-Lithium project in Western Australia.
- End of quarter cash position of \$0.93 million.
- Subsequent to the end of June the Company completed a share placement raising a total of A\$1.23 million (before costs).

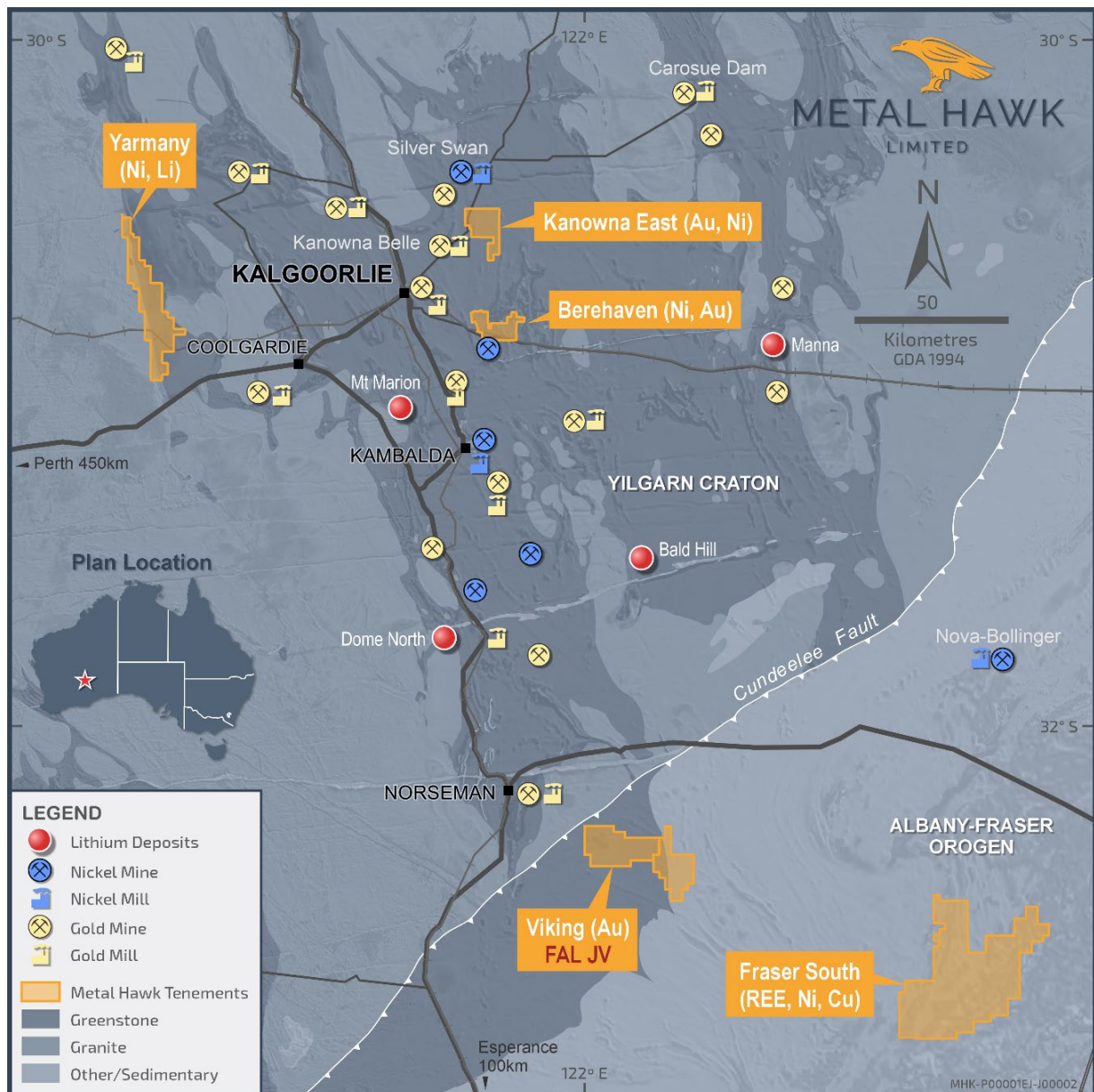


Figure 1. Metal Hawk Goldfields and Albany Fraser Projects

SEPTEMBER QUARTER 2023 – PLANNED ACTIVITY

- Stage-2 AC drilling at Fraser South will include infill drilling at Bozwood and regional drilling to identify new zones of mineralisation.
- Ground geochemical surveys, pegmatite mapping and sampling at Yarmany.
- Electromagnetic (EM) surveys at Yarmany in order to define targets for drilling.
- Heritage clearance surveys at Yarmany.

COMPANY PROJECTS – WESTERN AUSTRALIA

YARMANY PROJECT

Subsequent to the end of the quarter Metal Hawk secured an option to purchase seven Yarmany project tenements from Black Mountain Gold Limited, a wholly owned subsidiary of Horizon Minerals Limited (**ASX: HRZ**, “Horizon”).

The Yarmany Project is located 40km north-west of Coolgardie in Western Australia and covers an area of 282km². The tenure has 50km of strike potential along the Ida Fault and is considered prospective for both lithium and nickel sulphide mineralisation. This project will be the main focus for the Company’s exploration over the next 12 months.

The tenements have received only limited, mostly superficial exploration for pegmatite-hosted lithium-caesium-tantalum (LCT) mineralisation.

Only sparse nickel sulphide exploration has been carried out on the project, with the majority of nickel exploration conducted in the 1970s. This work was done prior to the modern and game-changing geophysical methods of electromagnetic surveying, which is now used by nickel explorers to great effect to detect conductive responses caused by massive nickel sulphide mineralisation.

Metal Hawk’s dual focus at Yarmany will be regional lithium and nickel sulphide exploration. Pegmatite mapping and geochemical sampling has commenced, and planning is underway for extensive high-powered ground EM surveys.

SUMMARY OF KEY TERMS

Metal Hawk has acquired a 2-year Option to purchase the western Yarmany tenements (listed in Table 1) from Horizon Minerals Limited with the following terms:

1. \$400,000 on signing as an option fee, consisting of payment of \$200,000 cash and \$200,000 worth of fully paid MHK shares (Option Shares) escrowed for six months.
2. a) Fully paid MHK shares to the value of \$1 million (Consideration Shares) or cash (at MHK’s election) to exercise the option on or before 30 June 2025. MHK must spend \$1 million on project expenditure before it can exercise the option and a minimum of \$500,000 before it can withdraw from the option.

OR

- b) HRZ may elect to forego the payment and retain a 20% free-carried interest in the Tenements (until decision to mine).

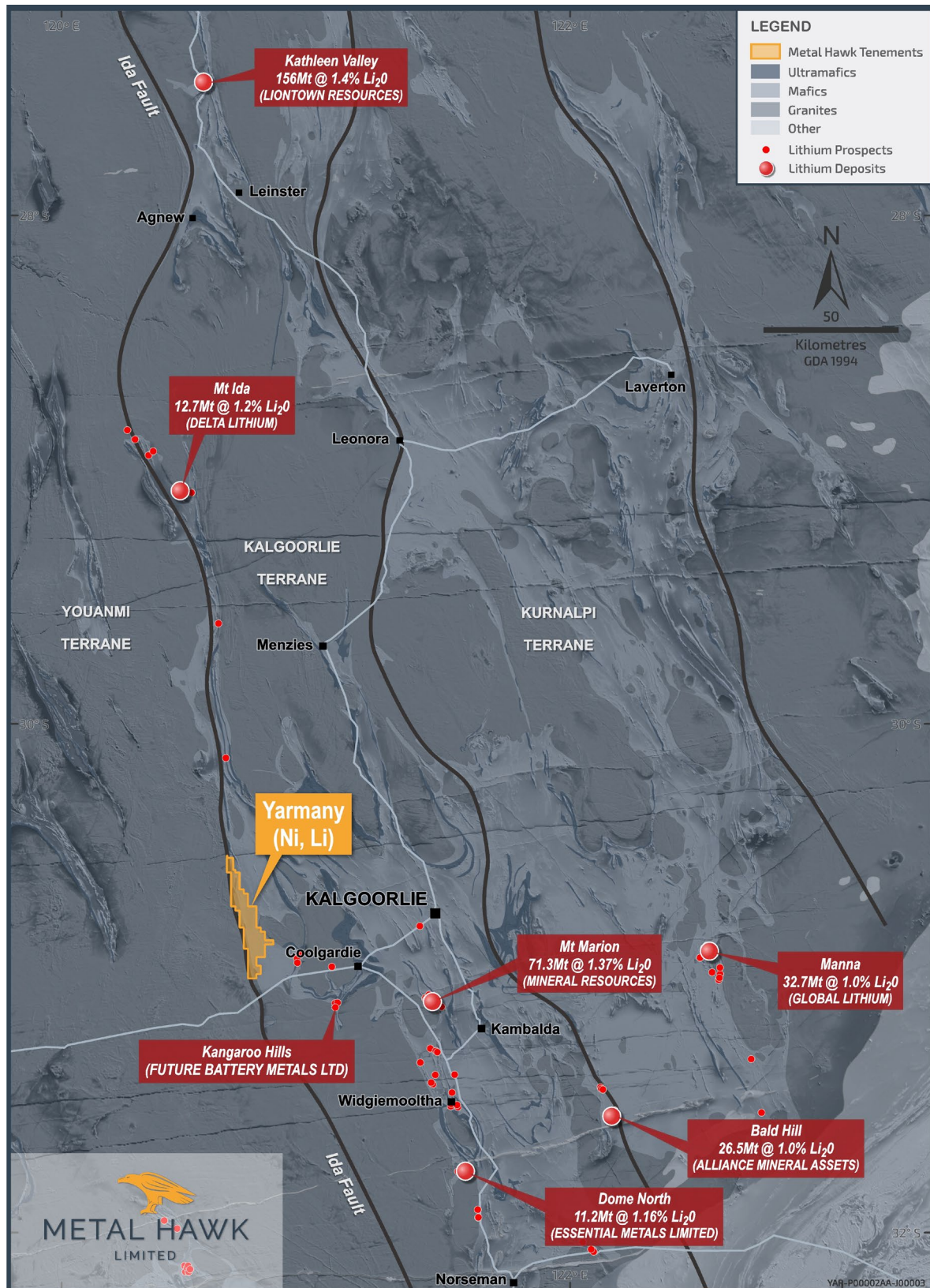


Figure 2. Yarmany Project location showing significant Goldfields lithium projects

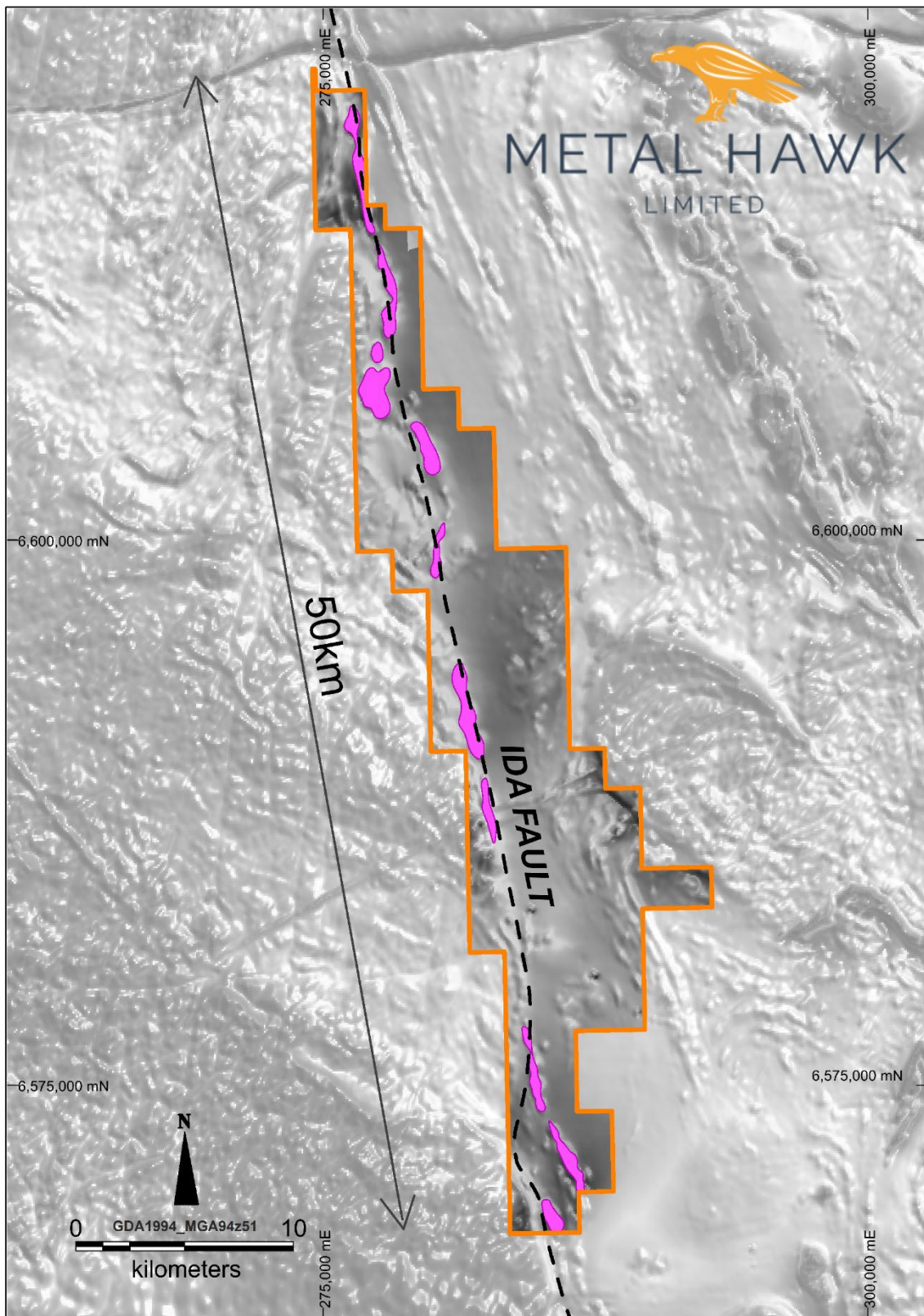


Figure 3. Yarmany Project tenement outline showing the Ida Fault and ultramafic target areas highlighted (magenta)

FRASER SOUTH PROJECT

The Fraser South project is located 150km north-east of Esperance, Western Australia. Since acquiring 100% of the project from IGO in May 2023, Metal Hawk completed the maiden aircore (AC) drilling program on the project. A single traverse of 400m spaced holes was drilled across an extensive 15km zone of variably weathered and REE enriched Booanya Granite. Numerous zones of thick and high grade REE-enriched saprolite and clay were intersected.

These initial AC results demonstrate the potential of the project, with high grades and thicknesses of clay REE mineralisation returned from several holes drilled. The most significant zone of mineralisation is seen in five consecutive 400m spaced holes (FSAC015 to FSAC019) over a 2km-wide zone of deep weathering across the REE-bearing Booanya Granite. This zone has been named the Bozwood prospect, with significant high-grade results including:

- **13m @ 1202ppm** TREO from 36m (FSAC015)
- **26m @ 1526ppm** TREO from 16m to EOH, incl. **8m @ 3101ppm** TREO from 32m (FSAC016)
- **26m @ 551ppm** TREO from 20m to EOH (FSAC017)
- **8m @ 1088ppm** TREO from 36m, and **10m @ 1781ppm** TREO from 52m (FSAC018)
- **19m @ 816ppm** TREO from 8m, incl **3m @ 2840ppm** TREO from 24m to EOH (FSAC019)

Plans are underway for the second phase of drilling at Fraser South. Closer spaced infill drilling will be conducted at Bozwood in addition to more regional drilling which will aim to identify new mineralised zones. Initial metallurgical testwork is underway to determine the potential for soluble REEs.

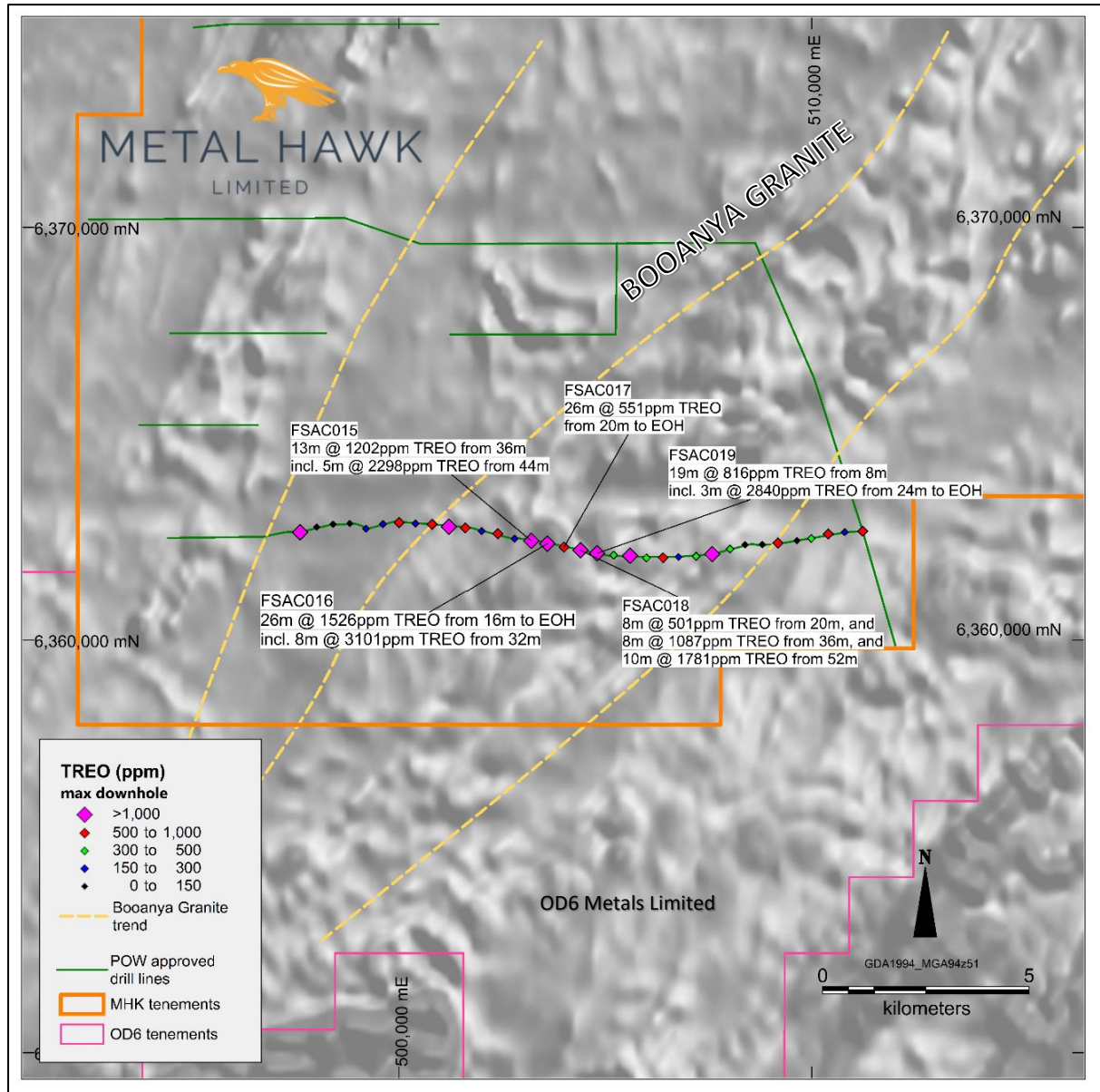


Figure 4. AC drillhole locations, maximum TREO values and drilling highlights from the Bozwood prospect, over aeromagnetics image (TMI)

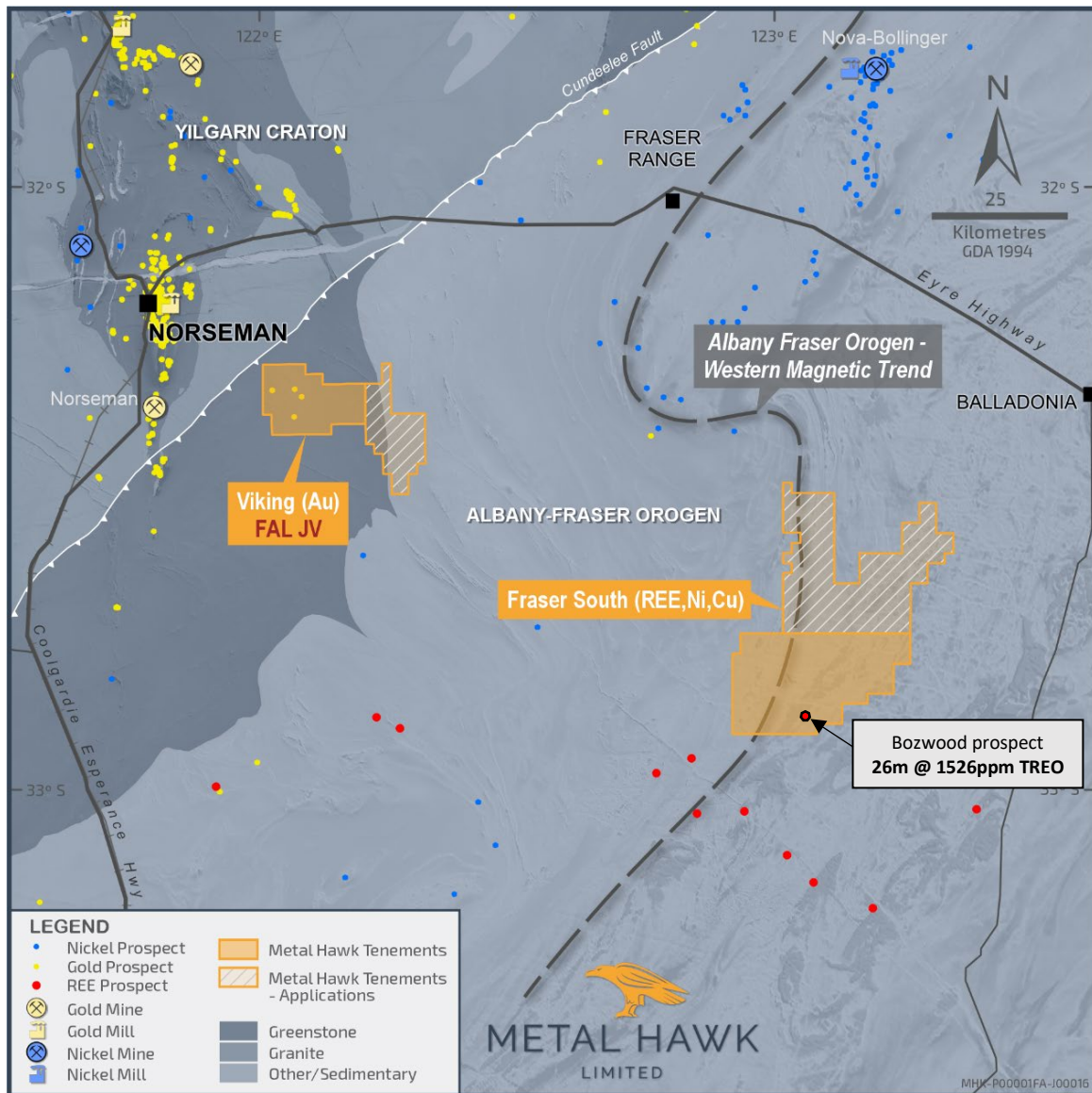


Figure 5. Viking and Fraser South Projects

BEREHAVEN PROJECT

The Berehaven Project (Figures 1 and 6) is located 20km east of Kalgoorlie and consists of more than 90km² of consolidated tenements. The project has been a focus of Metal Hawk's recent exploration following the discovery of massive nickel sulphides and high-grade gold in RC and diamond drilling at the Commodore prospect in late 2021.

During the reporting period assays were returned from RC drilling carried out in the March quarter (seven holes for 1,250m). Drilling was designed to test a number of gold and nickel sulphide targets at Commodore and at the Torana Prospect, located 1.5km north and along strike from Commodore.

A single RC hole was designed to test an end-of-hole aircore anomaly in BVA013 which intersected 1m @ 1.03g/t Au from 56m, located approximately 500m north of the Commodore prospect. BVNC065 intersected a thick zone of gold mineralisation, with significant intervals of quartz veining and iron-oxides logged within weathered felsic volcanic rocks. Assay results returned from **BVNC065** included:

- **8m @ 0.96g/t Au from 74m**
- **2m @ 1.31g/t Au from 88m**
- **4m @ 1.69g/t Au from 96m**

This new gold prospect is located only 500m north of the high-grade gold zone discovered at Commodore in early 2022 and is positioned in a similar stratigraphic position within the felsic footwall rocks, east of the nickel-bearing ultramafic unit. Previous quartz-sulphide vein hosted gold intersections from Metal Hawk's 2022 diamond drilling included:

- **5.9m @ 6.7g/t Au from 244.4m (BVNCD002)**
- **2.5m @ 7.4g/t Au from 255.4m (BVD007)**

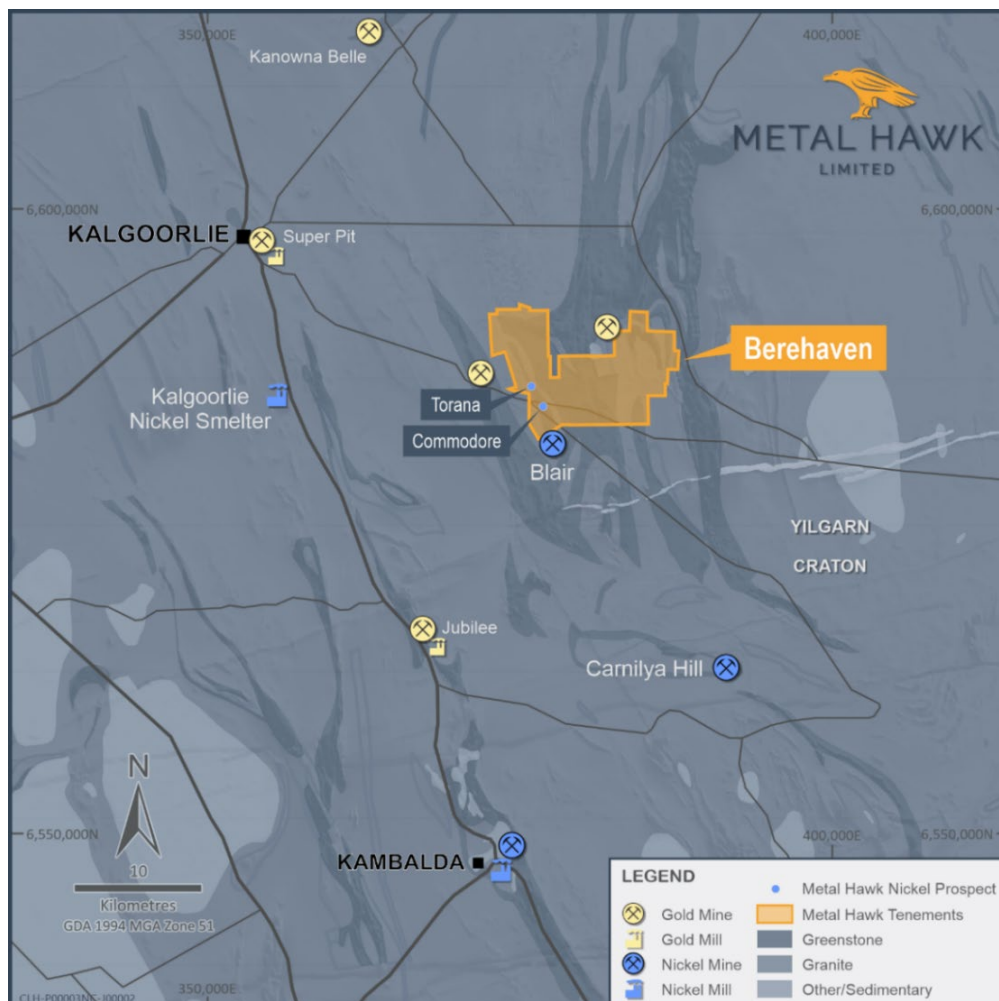
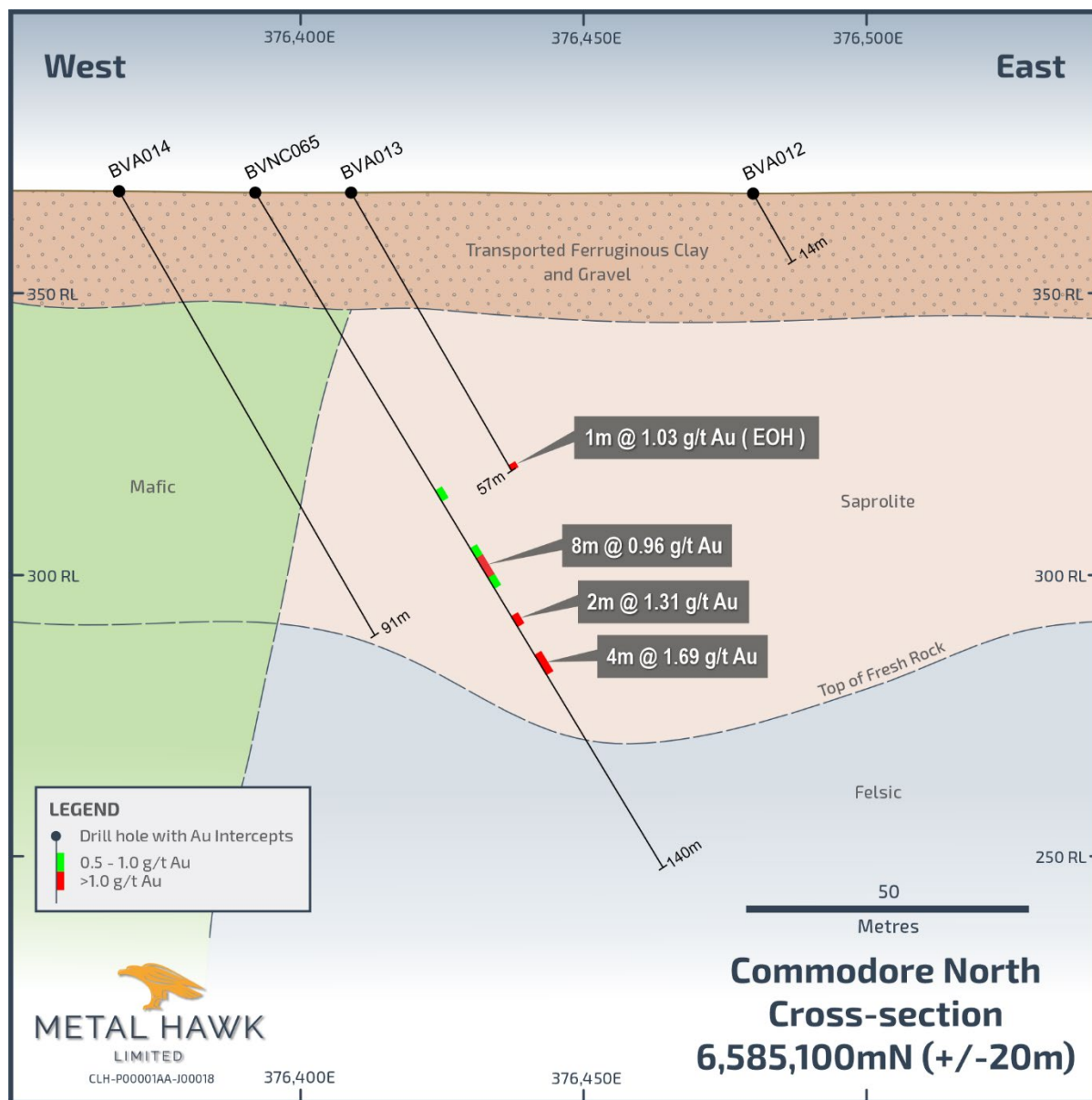


Figure 6. Berekhavan Project location

Additional drilling will continue to explore under cover of transported material and deep weathering to the north of Torana. A further 5km of largely untested greenstone extends from Torana to the north end of the Berehaven tenements. This area has been poorly tested for nickel sulphides, with the majority of mostly shallow historical drilling carried out by gold explorers.



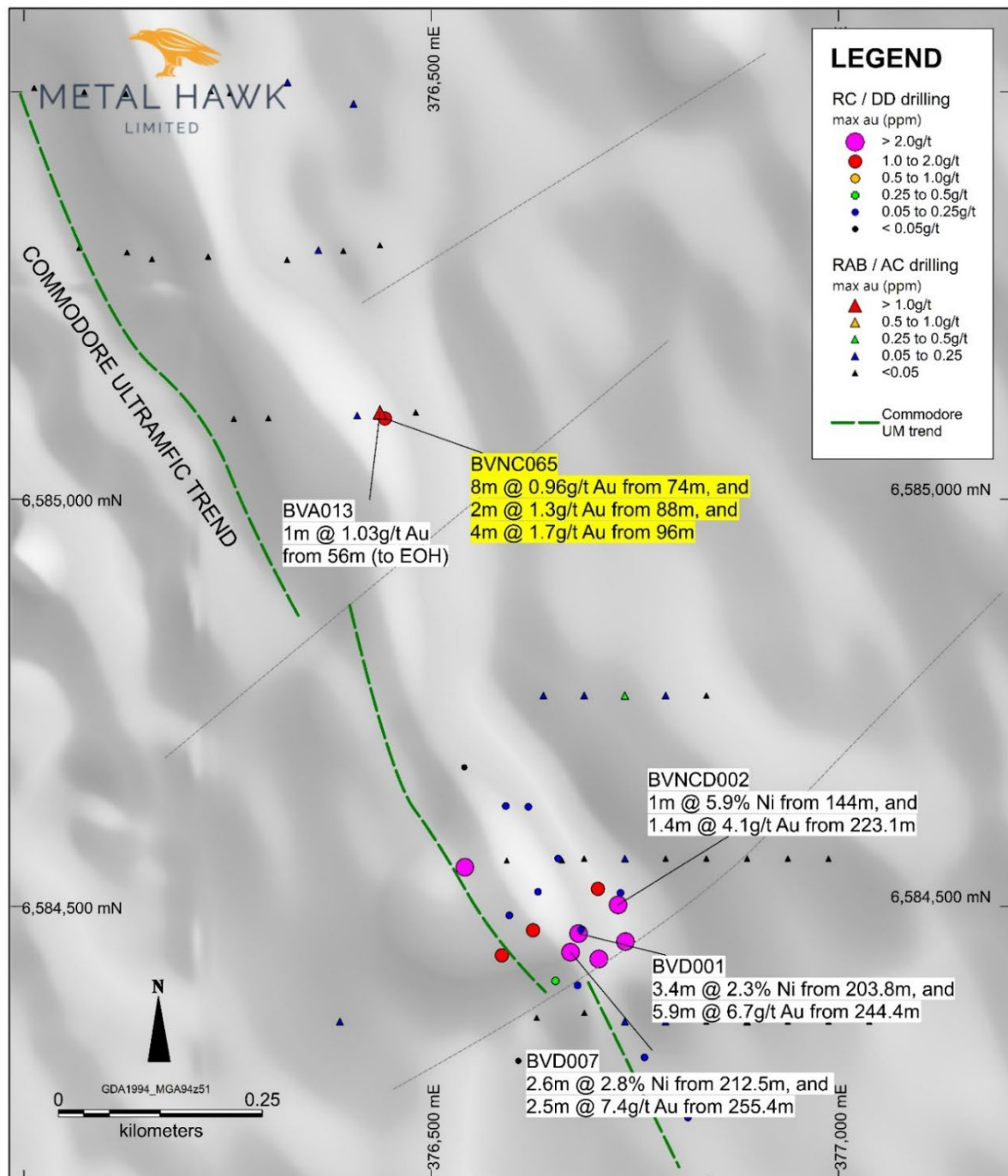


Figure 8. Commodore and Commodore North prospects showing maximum gold in drilling. New results highlighted yellow

ONSLOW PROJECT

In February 2023 Metal Hawk signed an Option to purchase exploration licenses from Skryne Hill Pty Ltd. Two granted tenements covering a combined area of over 300km² are located 40km east-southeast of Onslow in the Ashburton region of Western Australia. The project is situated near the edge of the Yilgarn Craton, at the north-western end of the Proterozoic Capricorn Orogen and has potential for mafic/ultramafic intrusive related Ni-Cu sulphides, Iron Oxide Copper-Gold (IOCG) and BIF-hosted gold mineralisation.

Ground electromagnetic surveys commenced in late June 2023, designed to follow up airborne EM anomalies identified by Skryne Hill in 2022. Following completion of these surveys and geophysical interpretation, Metal Hawk will consider its next steps.

KANOWNNA EAST PROJECT

The Kanownna East Project (Figure 1) is situated 8km northeast of the +5 million-ounce Kanownna Belle gold mine and 10 kilometres south and directly along the strike of the Silver Swan/Black Swan nickel deposits.

Following the acquisition of IGO's 51% non-gold JV interest in Kanownna East, the Company is considering its options for continued exploration or divestment.

VIKING GOLD PROJECT (MHK 49%) - under management of Falcon Metals Limited

No field work was completed during the quarter. Falcon is assessing previous work in order to determine the next steps for the project.

CORPORATE

The end of quarter cash balance was \$0.93 million.

Subsequent to the end of the quarter, the Company completed a capital raising via a placement of 11,155,733 new fully paid ordinary shares ("**New Shares**") to sophisticated investors to raise \$1.23 million (before costs) at an issue price of \$0.11 per New Share.

During the quarter the Company purchased IGO Limited's 51% Joint Venture Interest in the Fraser South, Kanownna East and Emu Lake Projects in Western Australia. The consideration payment for IGO's 51% interest consisted of 2 million fully paid MHK shares and 2 million MHK options (exercise price of 37c).

The Company signed a binding term sheet with an unlisted company, Raptor Resources Limited, to sell the Emu Lake project for 2 million Raptor shares (valued at \$400,000) payable upon successful ASX listing.

Experienced geologist, mineral economist and mining executive Mike Edwards joined the Company at the end of May as Non-Executive Director.

Subsequent to the end of the June quarter the Company announced the acquisition of the Yarmany Nickel-Lithium project from Horizon Minerals Limited, located west of Coolgardie in Western Australia.

OTHER

During the quarter ended 30 June 2023:

- The Company made cash payments of \$85,000 to related parties and their associates. This was the aggregate amount paid to the Directors including salary, directors' fees, and superannuation.
- The Company spent approximately \$224,000 on project and exploration activities primarily relating to its Fraser South and Berehaven projects, reported above. These activities included RC drilling, geophysics and geochemistry. The expenditure represents direct costs associated with these activities.

JUNE 2023 QUARTER – ASX ANNOUNCEMENTS

This Quarterly Activities Report contains information extracted from ASX market announcements reported in accordance with the "Australasian Code for Reporting of Exploration Results, Mineral Resources and Ore Reserves" (2012 JORC Code). Further details of exploration results (including 2012 JORC Code reporting tables where applicable) referred to in this Quarterly Activities Report can be found in the following announcements lodged on the ASX:

<u>METAL HAWK SECURES 100% OF JV PROJECTS FROM IGO</u>	4 May 2023
<u>NEW GOLD ZONE DISCOVERED AT BEREHAVEN</u>	8 May 2023
<u>NICKEL SULPHIDE AND LITHIUM TENEMENT GRANTED</u>	15 May 2023
<u>DRILLING COMMENCES AT FRASER SOUTH</u>	25 May 2023
<u>HIGH GRADE RARE EARTHS DISCOVERED AT FRASER SOUTH</u>	26 June 2023

This announcement has been authorised for release by Mr Will Belbin, Managing Director, on behalf of the Board of Metal Hawk Limited.

For further information regarding Metal Hawk Limited please visit our website at www.metalhawk.com.au or contact:

Will Belbin
Managing Director
Metal Hawk Limited
+618 9226 0110

Media & Investor Relations
Luke Forrestal
GRA Partners
+61 411 479 144

admin@metalhawk.com.au

luke.forrestal@grapartners.com.au

Competent Person statement

The information in this announcement that relates to Exploration Targets and Exploration Results is based on information compiled and reviewed by Mr William Belbin and represents an accurate representation of the available data. Mr Belbin is the Managing Director of Metal Hawk Limited and is a "Competent Person" and a Member of the Australian Institute of Geoscientists (AIG). Mr Belbin is a full-time employee of the Company and hold shares and options in the Company. Mr Belbin has sufficient experience relevant to the style of mineralisation and type of deposit under consideration and to the activity which he has undertaken to qualify as a Competent Person as defined in the 2012 Edition of the 'Australasian Code for the Reporting of Exploration Results, Mineral Resources and Ore Reserves'. Mr Belbin consents to the inclusion in the report of the matters based on his information in the form and context in which it appears.

Forward-Looking Statements

This document may include forward-looking statements. Forward-looking statements include, but are not limited to, statements concerning Metal Hawk Limited's planned exploration program(s) and other statements that are not historical facts. When used in this document, the words such as "could," "plan," "estimate," "expect," "intend," "may", "potential," "should," and similar expressions are forward looking statements. Metal Hawk confirms that it is not aware of any new information or data that materially affects the information included in this quarterly.

APPENDIX 1: Interest in Mining Tenements

Project	Tenement	Area	Status	Interest	Comments
Berehaven	E26/0210	4 Blocks	Granted	100%	
Berehaven	E26/0216	2 Blocks	Granted	100%	
Berehaven	P26/4174	179 Ha	Granted	100%	
Berehaven	P25/2634	171Ha	Granted	100%	
Berehaven	P25/2716	9Ha	Granted	100%	
Berehaven	P26/4656	10Ha	Granted	100%	
Berehaven	E25/0349	4 Blocks	Granted	100% Ni rights	
Berehaven	E25/0543	5 Blocks	Granted	100% Ni rights	
Berehaven	E25/0564	8 Blocks	Granted	100% Ni rights	
Berehaven	E25/0511	1 Block	Granted	100% Ni rights	
Berehaven	P25/2526	167 Ha	Granted	100% Ni rights	
Berehaven	P26/4381	191 Ha	Granted	100% Ni rights	
Berehaven	P26/4382	183 Ha	Granted	100% Ni rights	
Berehaven	P26/4383	101 Ha	Granted	100% Ni rights	
Berehaven	P26/4384	198 Ha	Granted	100% Ni rights	
Berehaven	P26/4385	200Ha	Granted	100% Ni rights	
Berehaven	P26/4386	199Ha	Granted	100% Ni rights	
Berehaven	P26/4405	185Ha	Granted	100% Ni rights	
Emu Lake	E27/0615	7 Blocks	Granted	100%	
Emu Lake	E27/0562	9 Blocks	Granted	100%	
Emu Lake	E27/710	5 Blocks	Pending	0%	
Emu Lake	E31/1358	1 Block	Pending	0%	
Fraser South	ELA69/3584	25 Blocks	Pending	0%	
Fraser South	ELA69/3593	41 Blocks	Pending	0%	
Fraser South	E63/1936	58 Blocks	Granted	100%	
Fraser South	ELA69/3808	34 Blocks	Pending	0%	
Fraser South	E69/3809	112 Blocks	Granted	100%	
Kanowna East	E27/0596	19 Blocks	Granted	100%	
Kanowna East	P27/2428	34 Ha	Granted	100%	
Kanowna South	E25/614	1 Block	Granted	100%	
Kanowna South	E27/700	5 Blocks	Pending	0%	
Kanowna South	E27/704	10 Blocks	Pending	0%	
Leinster South	E36/1048	57 Blocks	Pending	0%	
Leinster South	E36/1068	21 Blocks	Pending	0%	
Norseman East	E63/2042	13 Blocks	Granted	100%	
Onslow	E08/3231	51 Blocks	Granted	0%	Subject to Option Agreement
Onslow	E08/3232	46 Blocks	Granted	0%	Subject to Option Agreement
Wilbah West	P29/2679	198 Ha	Granted	100%	
Viking	E63/1963	69 Blocks	Granted	49%	FAL earn-in
Viking	ELA63/2201	48 Blocks	Pending	0%	

Appendix 5B

Mining exploration entity or oil and gas exploration entity quarterly cash flow report

Name of entity

Metal Hawk Limited

ACN

630 453 664

Quarter ended ("current quarter")

30 June 2023

Consolidated statement of cash flows		Current quarter \$A'000	Year to date (12 months) \$A'000
1.	Cash flows from operating activities		
1.1	Receipts from customers	-	-
1.2	Payments for		
	(a) exploration & evaluation	-	-
	(b) development	-	-
	(c) production	-	-
	(d) staff costs	(133)	(672)
	(e) administration and corporate costs	(57)	(362)
1.3	Dividends received (see note 3)	-	-
1.4	Interest received	8	18
1.5	Interest and other costs of finance paid	(2)	(6)
1.6	Income taxes paid	-	-
1.7	Government grants and tax incentives	-	-
1.8	Other (Farm-out funds received)	-	-
1.9	Net cash from / (used in) operating Activities	(184)	(1,022)
2.	Cash flows from investing activities		
2.1	Payments to acquire:		
	(a) entities	-	-
	(b) tenements	-	(98)
	(c) property, plant and equipment	(1)	(1)
	(d) exploration & evaluation	(224)	(957)
	(e) investments	-	-
	(f) other non-current assets	-	-

Consolidated statement of cash flows		Current quarter \$A'000	Year to date (12 months) \$A'000
2.2	Proceeds from the disposal of:		
	(a) entities	-	-
	(b) tenements	-	-
	(c) property, plant and equipment	-	-
	(d) investments	-	-
	(e) other non-current assets	-	-
2.3	Cash flows from loans to other entities	-	-
2.4	Dividends received (see note 3)	-	-
2.5	Other (provide details if material)	-	-
2.6	Net cash from / (used in) investing activities	(225)	(1,056)

3.	Cash flows from financing activities		
3.1	Proceeds from issues of equity securities (excluding convertible debt securities)	-	984
3.2	Proceeds from issue of convertible debt securities	-	-
3.3	Proceeds from exercise of options	-	-
3.4	Transaction costs related to issues of equity securities or convertible debt securities	-	(3)
3.5	Proceeds from borrowings	-	-
3.6	Repayment of borrowings	-	-
3.7	Transaction costs related to loans and borrowings	-	-
3.8	Dividends paid	-	-
3.9	Other (lease liabilities right of use assets)	(7)	(42)
3.10	Net cash from / (used in) financing activities	(7)	939

4.	Net increase / (decrease) in cash and cash equivalents for the period		
4.1	Cash and cash equivalents at beginning of period	1,349	2,072
4.2	Net cash from / (used in) operating activities (item 1.9 above)	(184)	(1,022)
4.3	Net cash from / (used in) investing activities (item 2.6 above)	(225)	(1,056)

Consolidated statement of cash flows		Current quarter \$A'000	Year to date (12 months) \$A'000
4.4	Net cash from / (used in) financing activities (item 3.10 above)	(7)	939
4.5	Effect of movement in exchange rates on cash held	-	-
4.6	Cash and cash equivalents at end of period	933	933

5.	Reconciliation of cash and cash equivalents at the end of the quarter (as shown in the consolidated statement of cash flows) to the related items in the accounts	Current quarter \$A'000	Previous quarter \$A'000
5.1	Bank balances	933	1,349
5.2	Call deposits	-	-
5.3	Bank overdrafts	-	-
5.4	Other (provide details)	-	-
5.5	Cash and cash equivalents at end of quarter (should equal item 4.6 above)	933	1,349

6.	Payments to related parties of the entity and their associates	Current quarter \$A'000
6.1	Aggregate amount of payments to related parties and their associates included in item 1	(85)
6.2	Aggregate amount of payments to related parties and their associates included in item 2	-
<i>Note: if any amounts are shown in items 6.1 or 6.2, your quarterly activity report must include a description of, and an explanation for, such payments.</i>		

Mining exploration entity or oil and gas exploration entity quarterly cash flow report

7. Financing facilities <i>Note: the term "facility" includes all forms of financing arrangements available to the entity. Add notes as necessary for an understanding of the sources of finance available to the entity.</i>	Total facility amount at quarter end \$A'000	Amount drawn at quarter end \$A'000
7.1 Loan facilities	-	-
7.2 Credit standby arrangements	-	-
7.3 Other (provide details if material)	-	-
7.4 Total financing facilities	-	-
7.5 Unused financing facilities available at quarter end		-
7.6 Include in the box below a description of each facility above, including the lender, interest rate, maturity date and whether it is secured or unsecured. If any additional financing facilities have been entered into or are proposed to be entered into after quarter end, include a note providing details of those facilities as well.		

8. Estimated cash available for future operating activities	\$A'000
8.1 Net cash from / (used in) operating activities (item 1.9)	(184)
8.2 (Payments for exploration & evaluation classified as investing activities) (item 2.1(d))	(224)
8.3 Total relevant outgoings (item 8.1 + item 8.2)	(408)
8.4 Cash and cash equivalents at quarter end (item 4.6)	933
8.5 Unused finance facilities available at quarter end (item 7.5)	-
8.6 Total available funding (item 8.4 + item 8.5)	933
8.7 Estimated quarters of funding available (Item 8.6 divided by Item 8.3)	2.3
<i>Note: if the entity has reported positive relevant outgoings (ie a net cash inflow) in item 8.3, answer item 8.7 as "N/A". Otherwise, a figure for the estimated quarters of funding available must be included in item 8.7.</i>	
8.8 If Item 8.7 is less than 2 quarters, please provide answers to the following questions:	
8.8.1 Does the entity expect that it will continue to have the current level of net operating cash flows for the time being and, if not, why not?	
	N/A
8.8.2 Has the entity taken any steps, or does it propose to take any steps, to raise further cash to fund its operations and, if so, what are those steps and how likely does it believe that they will be successful?	
	N/A
8.8.3 Does the entity expect to be able to continue its operations and to meet its business objectives and, if so, on what basis?	
	N/A
<i>Note: where item 8.7 is less than 2 quarters, all of questions 8.8.1, 8.8.2 and 8.8.3 above must be answered.</i>	

Compliance statement

- 1 This statement has been prepared in accordance with accounting standards and policies which comply with Listing Rule 19.11A.
- 2 This statement gives a true and fair view of the matters disclosed.

Date: 27 July 2023

Authorised by:
By the Board

Notes

1. This quarterly cash flow report and the accompanying activity report provide a basis for informing the market about the entity's activities for the past quarter, how they have been financed and the effect this has had on its cash position. An entity that wishes to disclose additional information over and above the minimum required under the Listing Rules is encouraged to do so.
2. If this quarterly cash flow report has been prepared in accordance with Australian Accounting Standards, the definitions in, and provisions of, *AASB 6: Exploration for and Evaluation of Mineral Resources* and *AASB 107: Statement of Cash Flows* apply to this report. If this quarterly cash flow report has been prepared in accordance with other accounting standards agreed by ASX pursuant to Listing Rule 19.11A, the corresponding equivalent standards apply to this report.
3. Dividends received may be classified either as cash flows from operating activities or cash flows from investing activities, depending on the accounting policy of the entity.
4. If this report has been authorised for release to the market by your board of directors, you can insert here: "By the board". If it has been authorised for release to the market by a committee of your board of directors, you can insert here: "By the [name of board committee – e.g. Audit and Risk Committee]". If it has been authorised for release to the market by a disclosure committee, you can insert here: "By the Disclosure Committee".
5. If this report has been authorised for release to the market by your board of directors and you wish to hold yourself out as complying with recommendation 4.2 of the ASX Corporate Governance Council's *Corporate Governance Principles and Recommendations*, the board should have received a declaration from its CEO and CFO that, in their opinion, the financial records of the entity have been properly maintained, that this report complies with the appropriate accounting standards and gives a true and fair view of the cash flows of the entity, and that their opinion has been formed on the basis of a sound system of risk management and internal control which is operating effectively.